



June 1, 2015

Volume 13, Issue 5

Page 1

## Southern Alameda County Radio Controllers

President: Steve Hoyt

Secretary: Steve Woodall

Vice President: Bob Freshwater

Treasurer: Jim Utley (510) 352-3150

The Club meeting was at 11:20 AM May 9, 2015

### **No Board Meeting:**

#### **General meeting:**

Meeting called to order at 11:20AM

President: Steve Hoyt, Treasurer: Jim Utley,  
Secretary: Steve Woodall, Past President:  
Jim Solar and Director of Communications:  
Jeff Whitney.

There were 24+ members in attendance.

There were two prospective new members;  
Muhammad Khalid (MK) from Fremont and  
Len Ledesma from San Leandro. Both pro-  
spective members were voted in as regular  
members. No guests

Minutes of the April meeting were accepted as  
published in the Newsletter

### **Treasurer's Report:**

Jim Utley gave the treasurers report. He  
stated the club has a combined total of a lot  
of money and we currently have 135 paid  
members. The treasurers report was ap-  
proved. See Jim for exact amounts.

### **Safety Report:**

No safety report and no incidents re-  
ported.

### **Field Report:**

Steve Woodall read a field report by  
Brady Deitrick. Brady wrote that there  
was a work party on Wednesday, May 6,  
2015. The crew replaced the padding on  
the frame and put up both shade covers.  
They also removed all the trash around the  
tool shed and replaced a section of worn  
out carpet. The parking lot was also re-  
marked.

Brady would like to thank the following  
members that helped: Jim Utley, Hardie  
Dunn, Doug Ferreira, John Chavez, Mike  
Piementel, Norm Coats and Bob Schlie-  
mer.

Next meeting:

June 13

At the Field

**Old Business:**

Bert reported that he and three other members went to Lake Minden, in April, for a float fly. A good time was had by all with no reported incidents.

**New Business:**

Norm reported that Brady had asked him to remove the berm at the far end of the runway. There was some minor discussion. A question was asked is there a need to remove the berm? No further discussion or decision on what to do.

**Show and Tell:**

Matt showed a Blue A1 Skyraider he built from Nitro Planes. He has maiden the plane and said it flew great.

Steve Hoyt showed off his new F16 that he just completed. He said he has a few things to check out, with 9 channels, before he will fly it.

**Announcements:**

The SACRC Warbird Fly-in will be the Sunday after the July meeting – July 12.

Waldo Pepper's Flying Circus will be held August 22-23 this year (too many conflicts in September).

There was a swap meet held at the field prior to the meeting.

There was an Air Show at the San Carlos Air

Port the meeting weekend.

The Club received a Certificate of Appreciation from the Viola Blyth Center, which was posted on the field bulletin board.

The EAA Ford Tri-motor was at San Carlos airport giving rides (see the SACRats facebook page).

The Collings Foundation Wings of Freedom Tour is making the rounds again—they will be in Reno June 3-5 (just another excuse to go to Reno) and in Sacramento June 5-7). B-17, the only flying B-24, a B-25 and a P-51C trainer. Rides for all of them are available, and just going aboard them gives you a new appreciation for what our aviators in WWII went through.

Meeting was adjourned at 12:15PM

3 June 1942: After a U.S. Navy PBY patrol bomber sighted a task force of the Japanese fleet approaching Midway Island, nine U.S. Army Air Force Boeing B-17E Flying Fortress heavy bombers launched from the island at 1230 hours.

At 1624 hours, the bomber force located Admiral Raizo Tanaka's Midway Occupation Group 570 miles (917 kilometers) west of the island. They attacked in three flights of three, at 8,000, 10,000 and 12,000 feet (2,440, 3,050 and 3,660 meters). Although they reported damage to several ships, in fact none were hit.



B-17 Looking aft



Looking Forward



Radio Compartment

On Memorial Day I was able to take a flight on the Collings Foundation B-17 "909", something I will not soon forget. These photos are from my cell phone, I have more on my regular camera. For take-off and landing I was in the Navigator/Radio compartment (upper right pic and lower left). After take-off we were able to change positions and look around. Barely visible at the top of the bottom picture is the framing around the hatch in the compartment. Holding on to hat and glasses you can stick your head out while flying!

If you can see the X on the panel on the ball turret in the upper left photo—that is the access hatch to get in and out of the turret. You had to be pretty short and compact to get in there, especially wearing a bulky flight suit!




My over all impression is how cramped everything was inside—there was not a lot of extra space for anything.

Jeff

**Southern Alameda County Radio Controllers**

SACRC  
Treasurer  
14921 Fjord St.  
San Leandro, Ca. 94578

**SACRC "SacRats"**  
Visit our website @ [www.sacrc.org](http://www.sacrc.org)



Jeff Whitney - Editor  
[jeff.whitney@sbcglobal.net](mailto:jeff.whitney@sbcglobal.net)